



EOCRN

Eastern Oregon Community
Resource Network
www.eocrn.org

Issue 25 January 2023

306 Members

91 Organizations

**Current Requests
Looking to be Filled**

Items to Share:

- PlayStation 4
- Full Sized Bed
- Lift Chair
- Power Scooter
- Couch

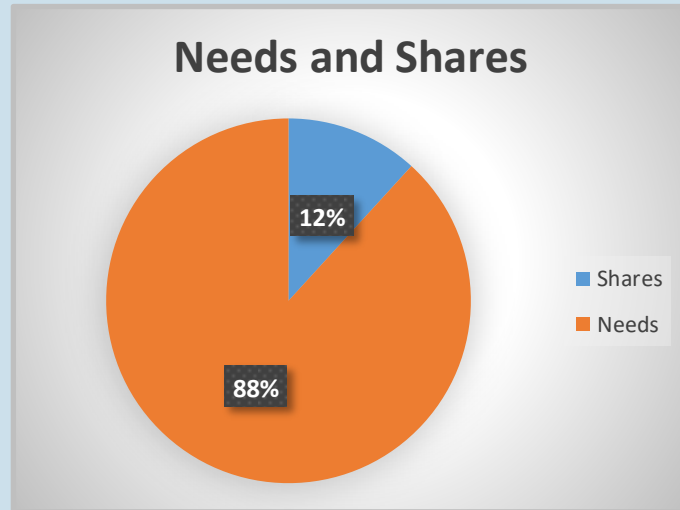
Needed Items:

- Lice Kits
- Wood Stove
- Bunk Beds
- Toddler Bed
- Straw Bales
- Washer/Dryer
- Furniture
- Household Items
- T-Mobile Sim Card
- Bariatric Commode
- Haircut
- Dresser
- Medical Lodging
- 3XL Men's Jacket
- Dental Care
- Wheelchair Ramp
- Dog Food

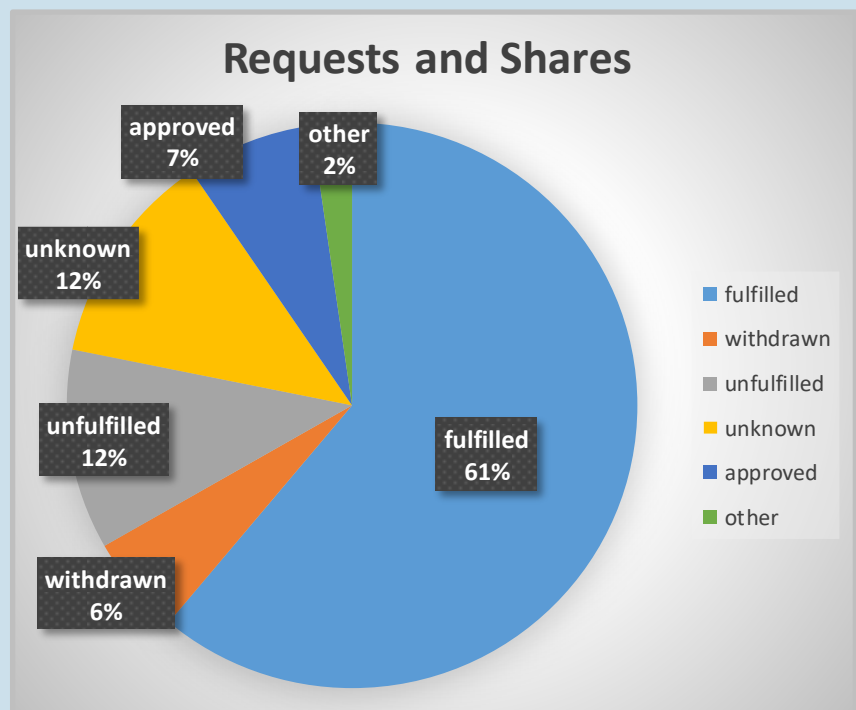
EOCRN Accomplishments

568 Requests and Shares Logged

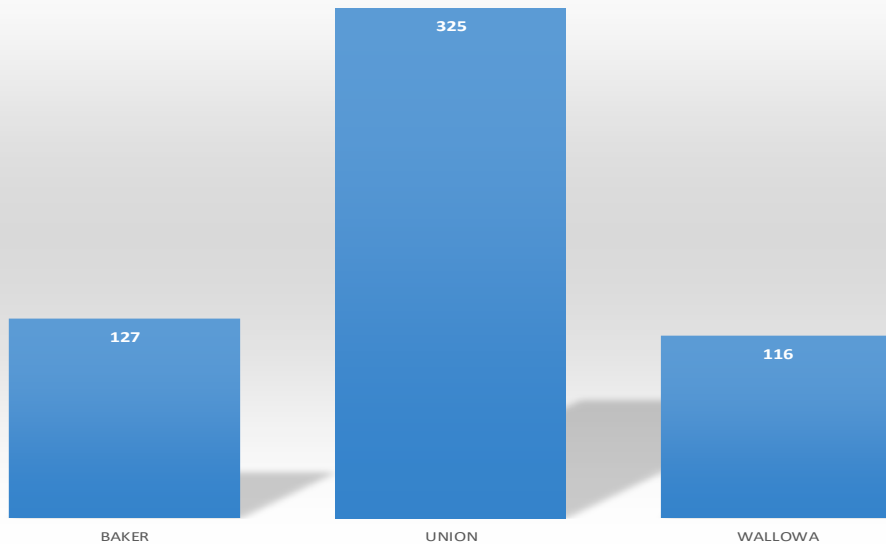
There have been 501 requests to fill needs, and 67 items shared.



Sixty-one percent of the requests and shares posted on EOCRN have been filled. Twelve percent have not been filled or are unknown. Other includes requests or shares that were deleted, withdrawn, or declined.



Number of Requests and Shares per County



Out of the 568 Requests/Shares submitted to EOCRN, 58% were for persons in Union County; 22% Baker County; and 20% Wallowa County.


Membership Dashboard

When logging into your EOCRN account now, your Member Dashboard will show any Open Requests you have posted that are still waiting to be filled. Your dashboard will list open requests with a deadline within a week and open requests that are past the deadline. You can update the deadline by extending the date or you can close the open request if it has been filled. If you have questions you can reach out to Susan for assistance.

EOCRN is a collaborative platform that connects the communities of Baker, Union, and Wallowa Counties both virtually and in person to share and fulfill unmet needs in the community. Find EOCRN at <https://eocrn.org>. Have questions or need more information, contact Susan at Building Healthy Families. 541-426-9411 or EOCRN@oregonbhf.org

Ready to Close Your Request?

1. Go to the **Green Tab** and click on **Open Requests**.
2. Find your **Request**.
3. Under **Options** on the right-hand side choose the **2nd Icon**. If you hover your mouse over the icon the word **CLOSE** will come up.
4. Click on the **Close Icon** and **Fill Out the Form**.
5. Click on the **Close Request Button** at the bottom of the form.



Eastern Oregon Community Resource Network